

Gr 4 Unit 1 Fluency

TEACHER CHOOSES PASSAGE

The Saturday Morning Project

Refer to "General Directions for One-Minute Administration of Reading Passages."

Say these specific directions to the student:

When I say "Begin," start reading aloud at the top of this page. Read across the page (DEMONSTRATE BY POINTING). Try to read each word. If you come to a word you don't know, I will say the word for you. Read as quickly and accurately as you can, but do not read SO fast that you make mistakes. Do your best reading.

One Friday night, Julie slept over at Grandma's house. She was excited. She did not know what to expect. Grandma always surprised her.

The next morning, Grandma said they would make pancakes. First, they sifted flour, salt, and baking powder into a bowl. Next, Julie beat eggs in another bowl. Grandma melted butter in a pot. She added the melted butter and milk to the eggs. After that Julie added the dry ingredients. Then she stirred everything together.

The best part came next. Grandma cooked the batter. She did not just make any old pancakes. They were in the shape of letters. She melted butter in a pan. Then, she drew a J with some batter in the hot butter. Next, Grandma drew a U, then an L, then an I, and then an E. Grandma made one pancake for each letter in Julie's name.

Grandma put the five pancakes on a plate. They spelled "J-U-L-I-E." Julie got to eat her own name for breakfast. She ate her name with jam! It was a great breakfast!

8
18
23
30
38
48
57
67
76
78
86
96
107
119
131
141
145
154
163
174
176

EVALUATING CODES FOR ORAL READING	
sky (i)	word read incorrectly
blue sky (A)	inserted word
(□)	after the last word read

Comments:





FLUENCY SCORE	
Number of Words Read Per Minute:	_____
Number of Errors:	_____
Number of Words Read Correctly:	_____
Passing Criterion (50th %ile)	= 94

Errors include: 1) words read incorrectly; 2) words left out or inserted; 3) mispronounced words; 4) dropped endings or sounds; and 5) reversals. Self-corrections and word repetitions are NOT marked as errors.

Daily Multiplication Practice

Name _____ Week of _____

Fact Fluency: Practice Makes Perfect!

Day	Fact(s) I practiced	How I practiced	How I feel about these facts
M		<input type="checkbox"/> flash cards <input type="checkbox"/> worksheet <input type="checkbox"/> game <input type="checkbox"/> other _____	
T		<input type="checkbox"/> flash cards <input type="checkbox"/> worksheet <input type="checkbox"/> game <input type="checkbox"/> other _____	
W		<input type="checkbox"/> flash cards <input type="checkbox"/> worksheet <input type="checkbox"/> game <input type="checkbox"/> other _____	
Th		<input type="checkbox"/> flash cards <input type="checkbox"/> worksheet <input type="checkbox"/> game <input type="checkbox"/> other _____	



Fluency at Home

Name _____

- **Get Ready**—Get the passage (or sight words) for the week. Set a timer for one minute.
- **Get Set**—Start the timer when your student starts reading.
- **Go!** Mark any misread words. Record the total number of words your student read.

Week Number	1st reading words per minute	2nd reading words per minute	3rd reading words per minute	4th reading words per minute
	_____ /wpm	_____ /wpm	_____ /wpm	_____ /wpm
Problem words or phrases				

Fluency passage provided.